

Magna Housing

The business case for Modern Methods of Construction (MMC)

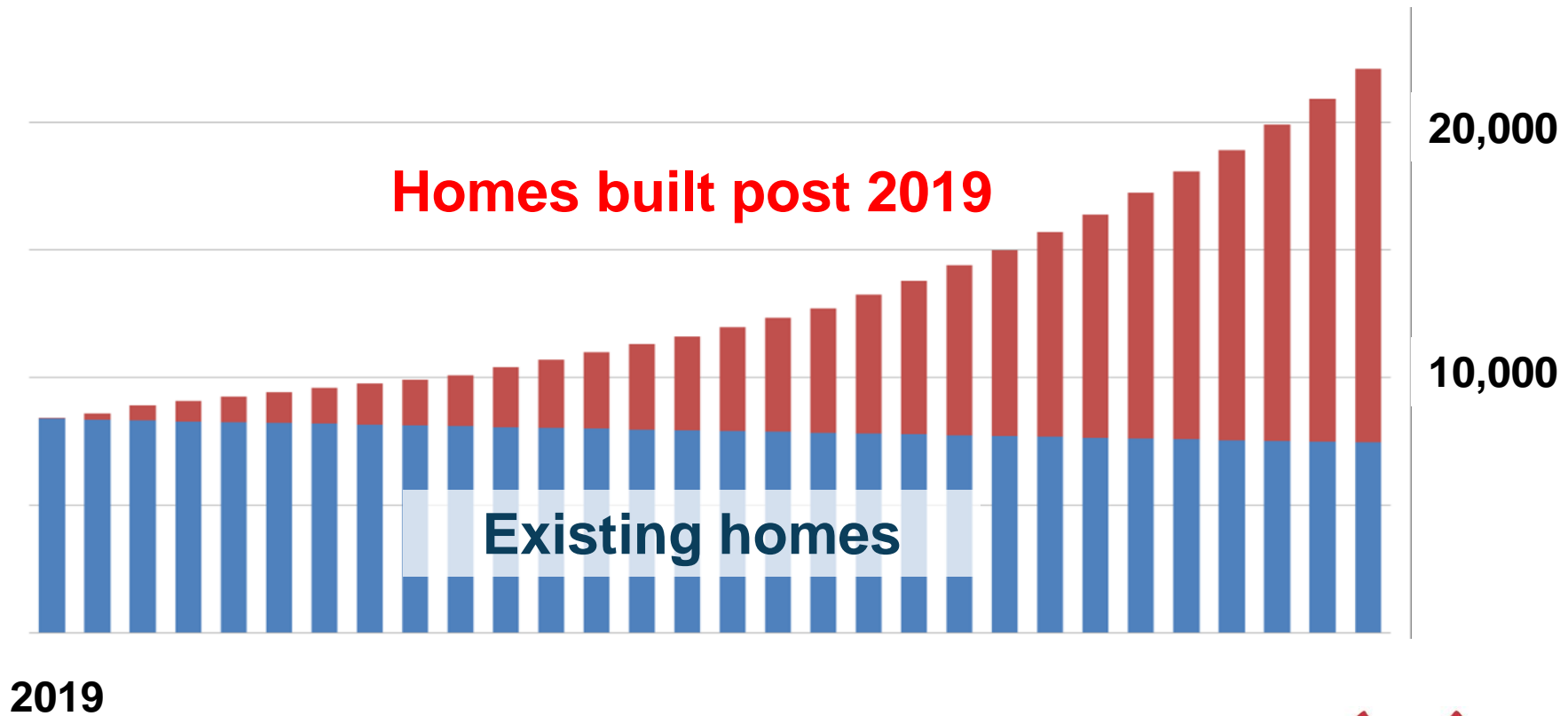
Paul Read

Head of development and sales



Magna's capacity

Building our new homes to be more efficient in whole life terms than current stock will release capacity to do more.



2019



Who is driving the change

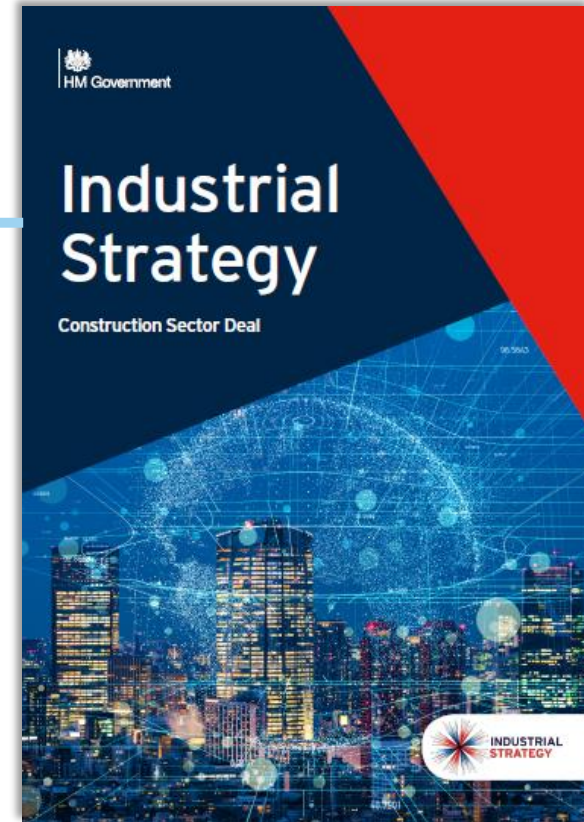


Strategy for Magna
Housing Group
2016 – 2021

Helping people meet their
housing needs



Homes England





**Customers, legislators, investors,
commercial environment.**



Top down or bottom up?

BUILD MORE HOMES NOW
QUALITY HOMES **LOWER COSTS**
WALLS **LABOUR CRISIS**
a time for tearing down and a time for building up
ACCELERATE CONSTRUCTION



The business case

**Turning the
theoretical
benefits of MMC
into a justified
business case
to shape our
investment**



About Magna

**To help people meet
their housing needs.**

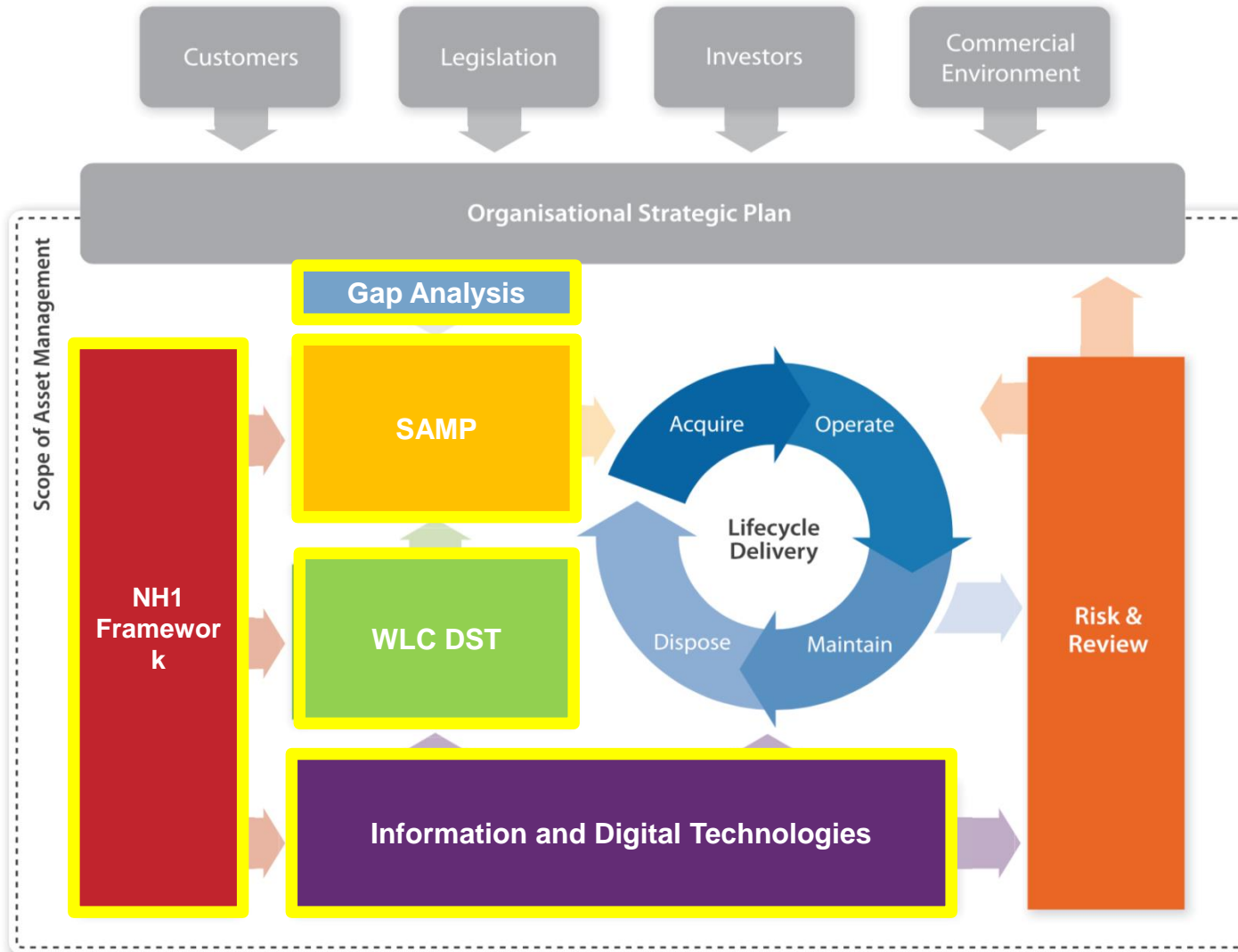
9,000 homes in
management.

Building at least 200
homes a year.

A social landlord.



Asset management system



LHC

CAMS
Complex Asset Management Solutions

Magna Housing


Decision support tool - WLC model

Key Features:

- Adaptable for **strategic** and **tactical** level decisions
- “**Living model**” that grows through the Asset Creation
- **Sensitivity analyses** to address data limitations

Value and benefits:

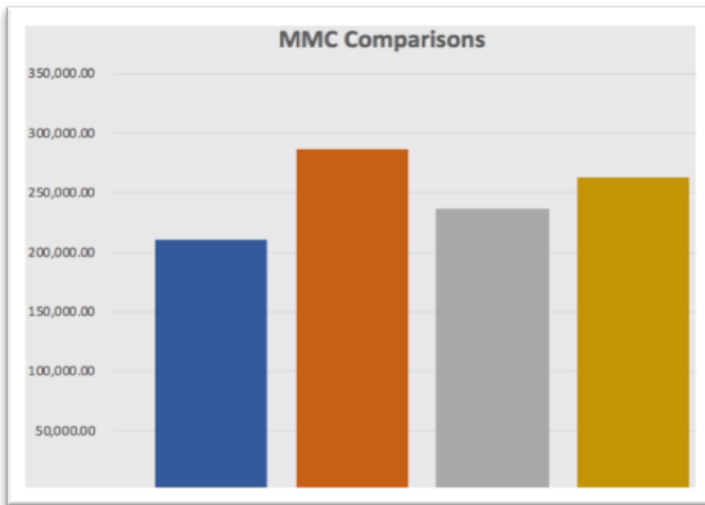
- Identifies the **optimum WLC solution**
- Quantify the **premium paid** for “subjective” decisions
- Highlight **anomalous costs** to inform procurement
- Path to more effective **maintenance and reliability**
- Focuses **Data**, validated **Information** leading to better **Knowledge**



The screenshot shows a web browser window titled "Login". The main content area has a light blue background. At the top center is the CAMS logo, which consists of the letters "CAMS" in a bold, black, sans-serif font, followed by a blue square icon containing a white stylized house shape. Below the logo is the text "Complex Asset Management Solutions". Underneath the logo is the title "Housing Decision Support Tool" in a bold, italicized, black font. Below the title are two input fields: "User Name" and "Password", each with a white rectangular box. Below the input fields are two buttons: "Exit" and "Log in", both in a light gray color. At the bottom center of the page is the text "Version 1.0".

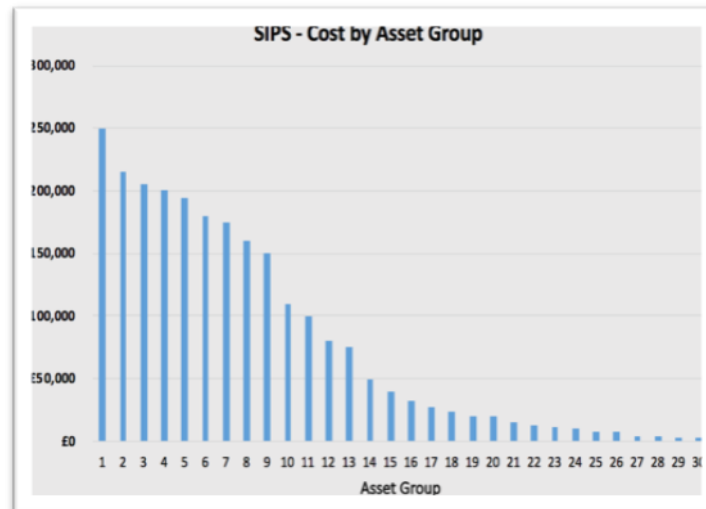
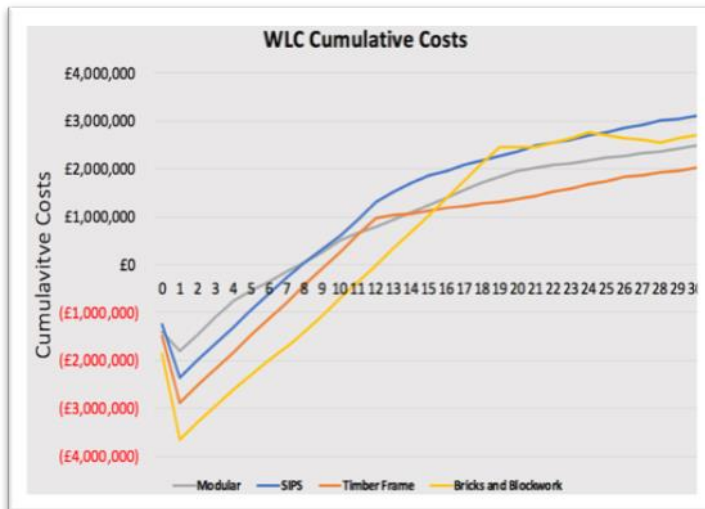


Decision support tool - WLC model



Key reports from the Decision Support Tool

- MMC comparisons
- WLC cumulative costs
- Costs by asset group



Moving to asset creation



FRAMEWORK AGREEMENT GUIDE

Off-site Construction
of New Homes (NH1)



Trusted procurement for
better buildings and homes

LHC.GOV.UK

LHC NH1 Off-site Construction of new homes

- Tenders returned.
- Collaboration prioritised.
- Initial release of 50+ homes.
- LA Planning teams engaged.
- Standardisation agenda.
- Aligned to SAMP.
- Informing next LHC framework



In summary

**We now have
the tools to
direct our future
procurement to
align to asset
creation via
MMC**

LHC

CAMS
Complex Asset Management Solutions

**Magna
Housing**